

Mono

320W PERC Half-Cell Module JAM60S03 300-320/PR Series

Introduction

Assembled with high-efficiency PERC cells, the half-cell configuration of the modules offers the advantages of higher power output, better temperature-dependent performance, reduced shading effect on the energy generation, lower risk of hot spot, as well as enhanced tolerance for mechanical loading.



Higher output power



Lower temperature coefficient



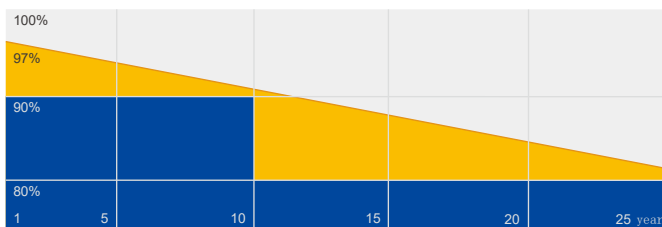
Less shading effect



Better mechanical loading tolerance

Superior Warranty

- 12-year product warranty
- 25-year linear power output warranty



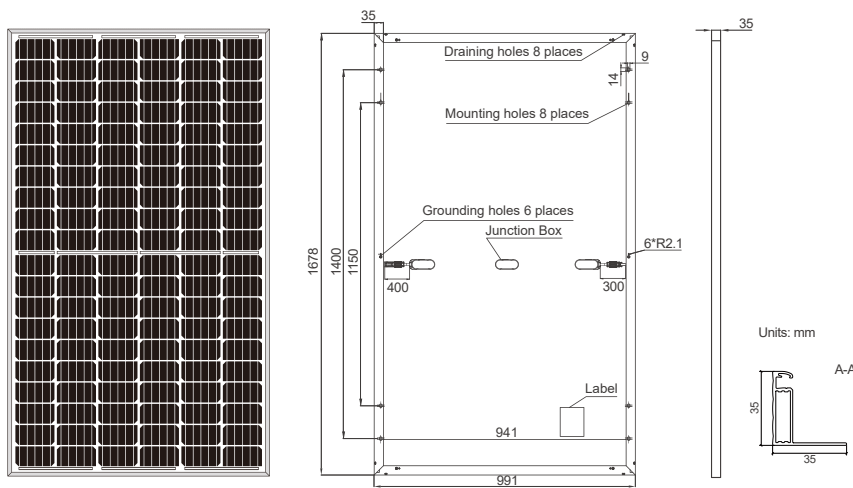
■ JA Linear Power Warranty ■ Industry Warranty

Comprehensive Certificates

- IEC 61215, IEC 61730
- ISO 9001: 2015 Quality management systems
- ISO 14001: 2015 Environmental management systems
- OHSAS 18001: 2007 Occupational health and safety management systems



MECHANICAL DIAGRAMS



Remark: customized frame color and cable length available upon request

SPECIFICATIONS

Cell	Mono
Weight	18.5kg±3%
Dimensions	1678mm×991mm×35mm
Cable Cross Section Size	4mm ²
No. of cells	120(6×20)
Connector	PV-ZH202B PV-KST4-EV02/xy, PV-KBT4-EV02/xy QC4.10-35/45 TL-Cable01S-F UTXCFA4AM, UTXCMA4AM
Country of Manufacturer	China/Vietnam

ELECTRICAL PARAMETERS AT STC

TYPE	JAM60S03 -300/PR	JAM60S03 -305/PR	JAM60S03 -310/PR	JAM60S03 -315/PR	JAM60S03 -320/PR
Rated Maximum Power(Pmax) [W]	300	305	310	315	320
Open Circuit Voltage(Voc) [V]	39.05	39.32	39.61	39.93	40.22
Maximum Power Voltage(Vmp) [V]	32.23	32.50	32.78	33.07	33.34
Short Circuit Current(Isc) [A]	9.90	9.97	10.03	10.10	10.16
Maximum Power Current(Imp) [A]	9.31	9.39	9.46	9.53	9.60
Module Efficiency [%]	18.0	18.3	18.6	18.9	19.2
Power Tolerance	0~+5W				
Temperature Coefficient of Isc(α _{Isc})	+0.051%/°C				
Temperature Coefficient of Voc(β _{Voc})	-0.289%/°C				
Temperature Coefficient of Pmax(γ _{Pmp})	-0.360%/°C				
STC	Irradiance 1000W/m ² , cell temperature 25°C, AM1.5G				

Remark: Electrical data in this catalog do not refer to a single module and they are not part of the offer.They only serve for comparison among different module types.

ELECTRICAL PARAMETERS AT NOCT

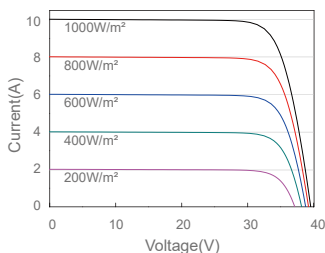
TYPE	JAM60S03 -300/PR	JAM60S03 -305/PR	JAM60S03 -310/PR	JAM60S03 -315/PR	JAM60S03 -320/PR
Rated Max Power(Pmax) [W]	222	226	229	233	237
Open Circuit Voltage(Voc) [V]	36.05	36.32	36.61	36.93	37.15
Max Power Voltage(Vmp) [V]	32.22	32.47	32.77	33.06	33.31
Short Circuit Current(Isc) [A]	7.92	7.98	8.02	8.08	8.14
Max Power Current(Imp) [A]	6.89	6.95	7.00	7.05	7.11
NOCT	Irradiance 800W/m ² , ambient temperature 20°C, wind speed 1m/s, AM1.5G				

OPERATING CONDITIONS

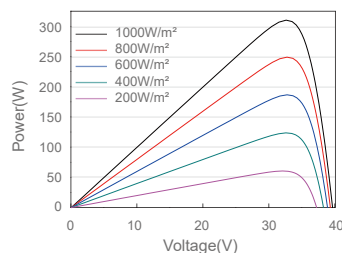
Maximum System Voltage	1500V DC(IEC)
Operating Temperature	-40°C~+85°C
Maximum Series Fuse	20A
Maximum Static Load,Front	3600Pa, 1.5
Maximum Static Load,Back	1600Pa, 1.5
NOCT	45±2°C
Application Class	Class A

CHARACTERISTICS

Current-Voltage Curve JAM60S03-310/PR



Power-Voltage Curve JAM60S03-310/PR



Current-Voltage Curve JAM60S03-310/PR

